

# CR3PRF / CR322PRF / CR328PRF 3 Channel Wireless Pack

## Wiring Diagram

### Components:

- 1 x 3 Zone Wireless Programmer
- 3 x 2 Port Motorised Valves
- 1 x Wireless Cylinder Thermostat
- 2 x Wireless Room Thermostat
- 1 x Wiring Centre



**CAUTION!**

**Consult the boiler installation instructions before wiring!**

Boiler manufacturers wiring schematics may vary:

- A permanent power supply may be required
- An overrun function may be required
- A volt-free signal from the motorised valves limit switches may be required

#### SPUR FUSED @ 3A



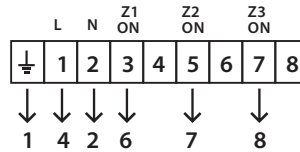
#### R37-RF<sup>v2</sup>

Programmer



#### RFR<sup>v2</sup>

Room Thermostat (1)

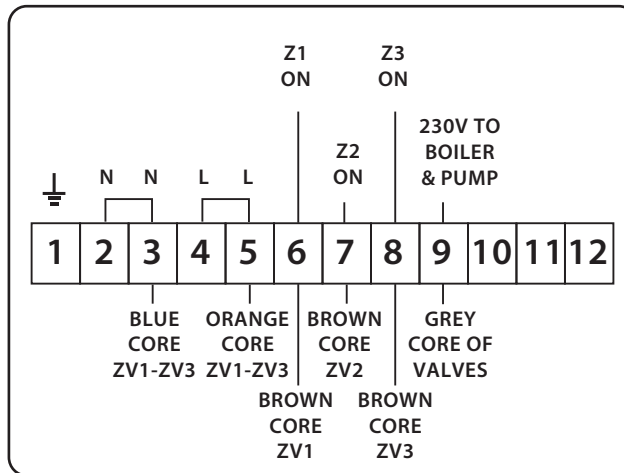


#### HEATING VALVE (ZV1)



#### RFR<sup>v2</sup>

Room Thermostat (2)



#### HEATING VALVE (ZV2)



#### RFC<sup>v2</sup>

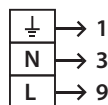
Cylinder Thermostat



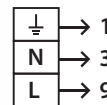
#### HEATING VALVE (ZV3)



#### WIRING CENTRE



BOILER



PUMP



EPH Controls Ireland

technical@ephcontrols.com www.ephcontrols.com

EPH Controls UK

technical@ephcontrols.co.uk www.ephcontrols.co.uk