



# ENVIRONMENTAL PRODUCT DECLARATION

*In accordance with EN 15804:2012+A2:2019 and ISO 14025*

## Moisture resistant Board 12.5mm

Date of issue: 2023-01-18

Validity: 5 years

Valid until: 2028-01-17

Version: 1

Scope of the EPD®: Ireland



The **environmental impacts** of this product have been assessed over its **whole life cycle**. Its Environmental Product Declaration has been verified by an **independent third party**.

Registration number  
The International EPD® System:  
S-P-06650

## General information

**Manufacturer:** Saint-Gobain Gyproc , Kingscourt, Co.Cavan, Ireland.

**Programme used:** International EPD System <http://www.environdec.com/>

**EPD registration number/declaration number:** S-P-06650

**PCR identification:** EN 15804:2012+A2:2019 Sustainability of construction works – Environmental product declaration - core rules for the product category of construction product and The International EPD® System PCR 2019:14 version 1.11 for Construction products and Construction services.

**Site of manufacture:** Saint-Gobain Gyproc, Kingscourt plant

**Owner of the declaration:** Saint-Gobain Gyproc

**Product / product family name and manufacturer represented:** Moisture resistant Board 12.5mm – 10.2kg/m<sup>2</sup> produced by Saint-Gobain Gyproc in Kingscourt plant

**UN CPC code:** 37530 Articles of plaster or of composition based on plaster

**Declaration issued:** 2023-01-18 **Valid until:** 2028-01-17

**Demonstration of verification:** an independent verification of the declaration was made, according to ISO 14025:2010. This verification was external and conducted by the following third party based on the PCR mentioned above.

**EPD Prepared by:** LCA Central Team, Saint-Gobain.

**Contact:** Fintan.Smyth (Fintan.Smyth@saint-gobain.com) Patricia Jimenez (Patricia.JimenezDiaz@saint-gobain.com).

**The Declared unit is:** 1m<sup>2</sup> of installed gypsum board 12.5 mm with a weight of 10.2 kg/m<sup>2</sup> with a useful life of 50 years.

**Declaration of Hazardous substances: (Candidate list of Substances of Very High Concern):** none

**Geographical scope of the EPD®:** Ireland

The intended use of this EPD is for B2B communication.

<b>Programme</b>	The international EPD® System
<b>Address:</b>	EPD® International AB Box 210 60 SE-100 31 Stockholm Sweden
<b>Website:</b>	<a href="http://www.environdec.com">www.environdec.com</a>
<b>E-mail:</b>	<a href="mailto:info@environdec.com">info@environdec.com</a>

CEN standard UNE-EN 15804 serves as the Core Product Category Rules (PCR)

Product category rules (PCR): PCR 2019:14 Construction Products, version 1.11

PCR review was conducted by: El Comité Técnico del Sistema Internacional EPD®  
President: Claudia A. Peña. Contact via [info@environdec.com](mailto:info@environdec.com)

Independent third-party verification of the declaration and data, according to ISO 14025:2006:

EPD process certification     EPD verification

Third party verifier: Andrew Norton

Renuables <http://renuables.co.uk>

In case of recognized individual verifiers: Approved by: The International EPD® System

Procedure for follow-up of data during EPD validity involves third part verifier:

Yes     No

# Product description

## Product description and use:

This Environmental Product Declaration (EPD®) describes the environmental impacts of 1m<sup>2</sup> of installed gypsum board 12.5 mm with a weight of 10.2 kg/m<sup>2</sup> with a useful life of 50 years.

Gyproc Moisture Resistant 12.5mm is an enhanced gypsum based plasterboard with water repellent additives in the core and paper liner recommended for use in intermittent high humidity and moisture applications where additional performance is required such as in kitchen and bathroom walls and ceiling installations.

## Technical data/physical characteristics:

<b>Reaction to Fire</b>	A2-s1, d0 (EN 520: 2004, A1:2009)
<b>Thermal conductivity</b>	0.25 W/(m.K) (EN 520: 2004, A1:2009)

## Description of the main product components and/or materials:

All raw materials contributing more than 5% to any environmental impact are listed in the following table.

Product components	Weight (%)	Post-consumer material weight (%)	Renewable material weight (%)
<b>Product</b>	<b>100%</b>	<b>0%</b>	<b>0%</b>
Gypsum (Natural)	80% – 95%	0%	0%
Paper liner	2% – 4%	100%	100%
Additives	0% – 0,5%	0%	0.4%
<b>Packaging materials</b>	<b>Weight (kg/m<sup>2</sup>)</b>		
Pallet	0.12		
<b>Product</b>	<b>Weight (kg/m<sup>2</sup>)</b>		
Total weight	<b>10.2</b>		

During the life cycle of the product any hazardous substance listed in the “Candidate List of Substances of Very High Concern (SVHC) for authorization” has not been used in a percentage higher than 0,1% of the weight of the product. The verifier and the program operator do not make any claim nor have any responsibility of the legality of the product.

## LCA calculation information

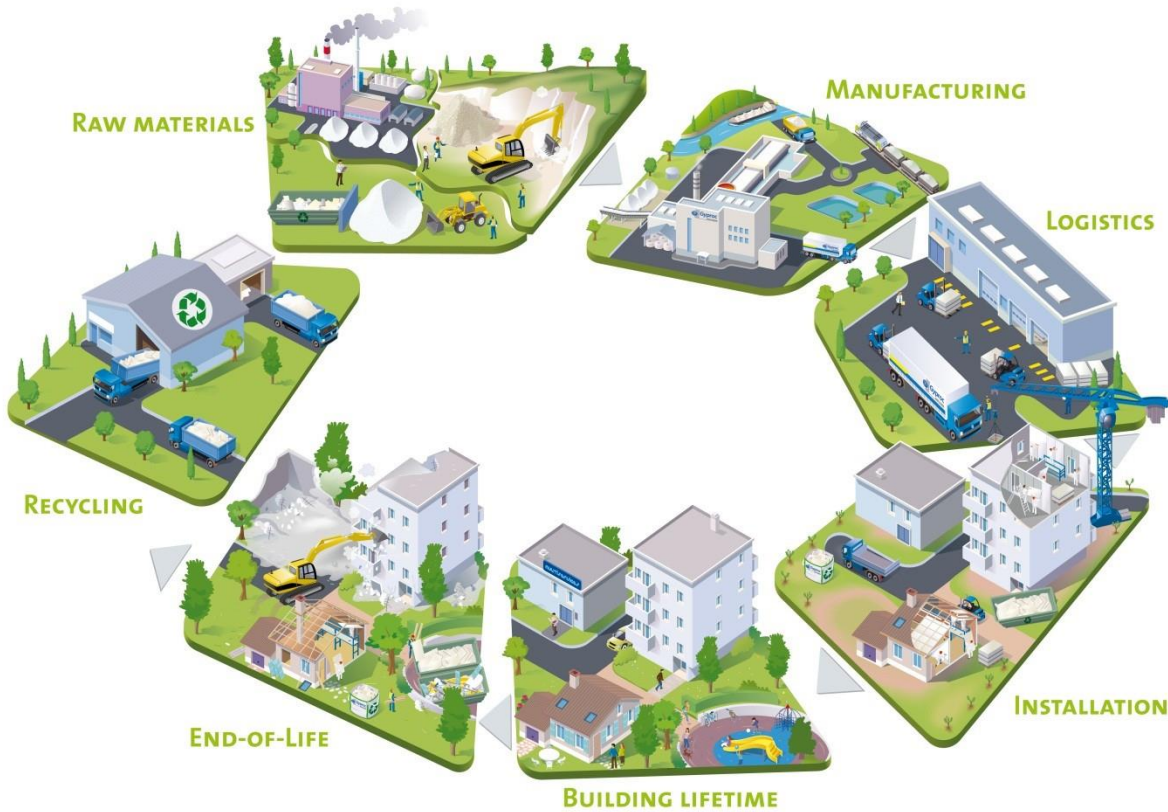
<b>EPD TYPE DECLARED</b>	Cradle to grave and module D
<b>DECLARED UNIT</b>	1 m <sup>2</sup> of installed board with a weight of 10.2 kg/m <sup>2</sup> and an expected average service life of 50 years
<b>SYSTEM BOUNDARIES</b>	Cradle to grave + Module D = A + B + C +D
<b>REFERENCE SERVICE LIFE (RSL)</b>	The Reference Service Life (RSL) of the Gypsum product is considered to be 50 years. This 50-year value is the amount of time that we recommend our products last for without refurbishment, and corresponds to standard building design life.
<b>CUT-OFF RULES</b>	In the case that there is not enough information, the process energy and materials representing less than 1% of the whole energy and mass used can be excluded (if they do not cause significant impacts). The addition of all the inputs and outputs excluded cannot be bigger than the 5% of the whole mass and energy used, as well of the emissions to environment occurred. Flows related to human activities such as employee transport are excluded. The construction of plants, production of machines and transportation systems are excluded since the related flows are supposed to be negligible compared to the production of the building product when compared at these systems lifetime level.
<b>ALLOCATIONS</b>	Allocation criteria are based on mass. The polluter pays as well the modularity principles have been followed.
<b>GEOGRAPHICAL COVERAGE AND TIME PERIOD</b>	Scope includes: Ireland Data is collected from one production site Gyproc Kingscourt plant in Ireland, Saint-Gobain Gyproc Data collected for the year 2021. Cradle to grave study. Background data: The databases Gabi 2020 and ecoinvent v.3.6
<b>PRODUCT CPC CODE</b>	37530 Articles of plaster or of composition based on plaster

According to EN 15804:2012+A2:2019, EPDs of construction products may not be comparable if they do not comply with this standard. According to ISO 21930, EPDs might not be comparable if they are from different programmes.

# Life cycle stages

## Flow diagram of the Life Cycle

---



### Product stage, A1-A3

---

Description of the stage: the product stage of plaster products is subdivided into 3 modules A1, A2 and A3 respectively "Raw material supply", "transport to manufacturer" and "manufacturing".

#### **A1, raw material supply.**

This includes the extraction and processing of all raw materials and energy which occur upstream from the manufacturing process.

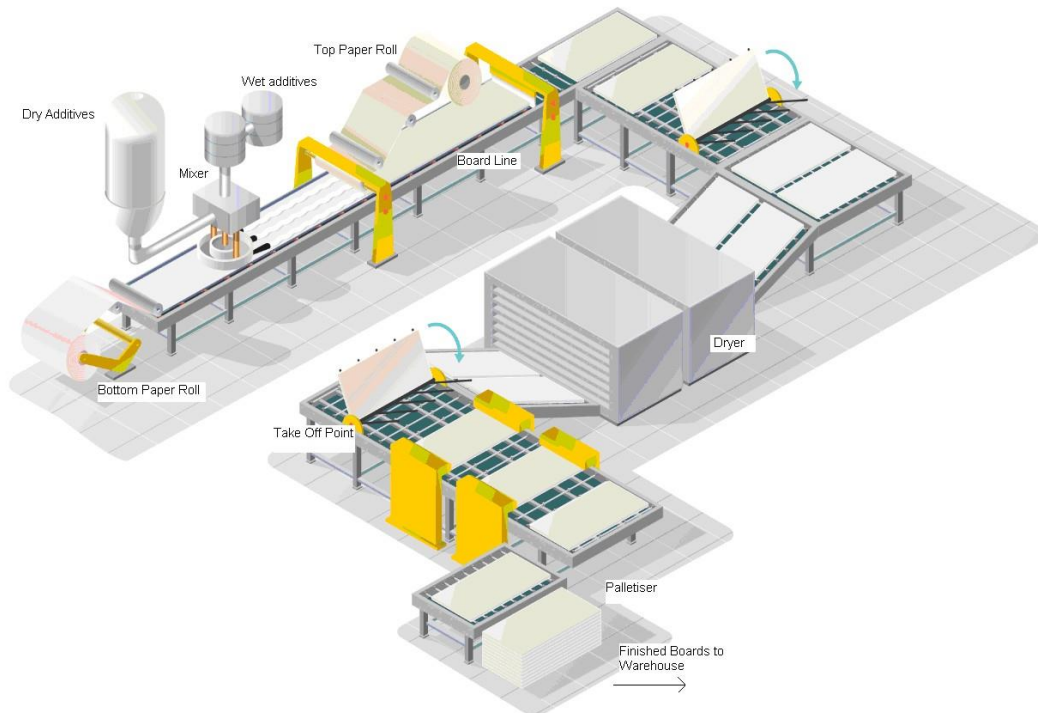
#### **A2, transport to the manufacturer.**

The raw materials are transported to the manufacturing site. The modelling includes road, boat and/or train transportations of each raw material.

#### **A3, manufacturing.**

This module includes the manufacture of products and the manufacture of packaging. The production of packaging material is taken into account at this stage. The processing of any waste arising from this stage is also included.

## Manufacturing process flow diagram



### Manufacturing in detail:

The initial materials are homogeneously mixed to form a gypsum slurry that is spread via multiple hose outlets onto a paper liner on a moving conveyor belt. A second paper liner is fed onto the production line from above to form the plasterboard. The plasterboard continues along the production line where it is finished, dried, and cut to size.

## Construction process stage, A4-A5

Description of the stage: the construction process is divided into 2 modules: A4, transport to the building site and A5, installation in the building

### A4, transport to the building site.

This module includes transport from the production gate to the building site. Transport is calculated on the basis of a scenario with the parameters described in the following table.

PARAMETER	VALUE (expressed per Declared unit)
Fuel type and consumption of vehicle or vehicle type used for transport e.g. long distance truck, boat, etc.	Long distance truck, maximum load weight of 27.9 t and consumption of 0.38 liters per km
Distance	144 km
Capacity utilisation (including empty returns)	Truck: 86% (10% empty returns)
Bulk density of transported products	818 kg/m <sup>3</sup>
Volume capacity utilisation factor	1

### A5, installation into the building.

The accompanying table quantifies the parameters for installing the product at the building site. All installation materials and their waste processing are included.

PARAMETER	VALUE (expressed per Declared unit)
<b>Ancillary materials for installation (specified by materials)</b>	Jointing compound 0.33 kg/m <sup>2</sup> board, jointing tape 1.23 m/m <sup>2</sup> board, screws 8 units /m <sup>2</sup> board
<b>Water use</b>	0.165 liters/m <sup>2</sup>
<b>Other resource use</b>	None
<b>Quantitative description of energy type (regional mix) and consumption during the installation process</b>	None
<b>Wastage of materials on the building site before waste processing, generated by the product's installation (specified by type)</b>	Plasterboard: 0.51 (5%) Jointing Compound: 0.0165 kg Jointing Tape: 0.0002 kg Pallet: 0.12 kg
<b>Output materials (specified by type) as results of waste processing at the building site e.g. of collection for recycling, for energy recovering, disposal (specified by route)</b>	Plasterboard: 0.51 kg (5%) to landfill Jointing Compound: 0.0165 kg to landfill Jointing Tape: 0.0002 kg to landfill Pallet: 0.12 kg to recycling
<b>Direct emissions to ambient air, soil and water</b>	None

### Use stage (excluding potential savings), B1-B7

Description of the stage: The use stage, related to the building fabric includes:

- B1**, use or application of the installed product;
- B2**, maintenance;
- B3**, repair;
- B4**, replacement;
- B5**, refurbishment;
- B6**, operational energy use
- B7**, operational water use

#### Description of scenarios and additional technical information:

The product has a reference service life of 50 years. This assumes that the product will last in situ with no requirements for maintenance, repair, replacement or refurbishment throughout this period. Therefore, it has no impact at this stage.

### End-of-life stage C1-C4

Description of the stage: This stage includes the next modules:

- C1**, de-construction, demolition;
- C2**, transport to waste processing;
- C3**, waste processing for reuse, recovery and/or recycling;
- C4**, disposal, including provision and all transport, provision of all materials, products and related energy and water use.

## Description of the scenarios and additional technical information for the end-of-life:

PARAMETER	VALUE (expressed per Declared unit)
<b>Collection process specified by type</b>	100% collected with mixed deconstruction and demolition waste to landfill (including board, screws and jointing tape/compound)
<b>Recovery system specified by type</b>	0 kg recycled
<b>Disposal specified by type</b>	10.7 kg to landfill
<b>Assumptions for scenario development (e.g. transportation)</b>	Gypsum board waste is transported 50 km by truck from deconstruction/demolition sites to landfill

## Reuse/recovery/recycling potential, D

100% of wastes are landfilled. There is no reuse nor recovery nor recycling of this product. Hence, no recycling benefits are reported on stage D.

## LCA results

As specified in EN 15804:2012+A2:2019 and also the Product-Category Rules, the environmental impacts are declared and reported using the baseline characterization factors are from the ILCD. Specific data has been supplied by the plant, and generic data come from GABI and Ecoinvent databases. All emissions to air, water, and soil, and all materials and energy used have been included.

All figures refer to a declared unit of 1m<sup>2</sup> of installed gypsum board 12.5 mm with a weight of 10.2kg/m<sup>2</sup> a useful life of 50 years.

The following results corresponds to a single product manufactured in a single plant:











system boundary (X = Included in LCA, MNA = Module Not Assessed)																		
	PRODUCT STAGE			CONSTRUCTION STAGE		USE STAGE							END OF LIFE STAGE				BENEFITS AND LOADS BEYOND THE SYSTEM BOUNDARY	
	Raw material supply	Transport	Manufacturing	Transport	Construction-Installation process	Use	Maintenance	Repair	Replacement	Refurbishment	Operational energy use	Operational water use	De-construction demolition	Transport	Waste processing	Disposal	Reuse-recovery	
Module	A1	A2	A3	A4	A5	B1	B2	B3	B4	B5	B6	B7	C1	C2	C3	C4	D	
Modules declared	X	X	X	X	X	X	X	X	X	X	X	X	X	X	X	X	X	X
Geography	IE	IE	IE	IE	IE	-	-	-	-	-	-	-	IE	IE	IE	IE	-	
Specific data used	>90% GWP- GHG					-	-	-	-	-	-	-	-	-	-	-	-	
Variation products	One product					-	-	-	-	-	-	-	-	-	-	-	-	
Variation sites	One site					-	-	-	-	-	-	-	-	-	-	-	-	

# Environmental Impacts









		Product stage	Constructi on stage		Use stage							End of life stage				Reuse, Recovery Recycling
	<b>Environmental indicators</b>	A1 / A2 / A3	A4 Transport	A5 Installation	B1 Use	B2 Maintenance	B3 Repair	B4 Replacement	B5 Refurbishment	B6 Operational energy use	B7 Operational water use	C1 Deconstruction / demolition	C2 Transport	C3 Waste processing	C4 Disposal	D Reuse, recovery, recycling
	Climate Change [kg CO2 eq.]	2,87E+00	6,88E-02	4,15E-01	0	0	0	0	0	0	0	4,80E-02	5,21E-03	0	8,23E-01	0
	Climate Change (fossil) [kg CO2 eq.]	3,76E+00	6,84E-02	2,50E-01	0	0	0	0	0	0	0	4,79E-02	5,17E-03	0	1,63E-01	0
	Climate Change (biogenic) [kg CO2 eq.]	-8,93E-01	-1,18E-04	1,64E-01	0	0	0	0	0	0	0	6,32E-05	-8,71E-06	0	6,60E-01	0
	Climate Change (land use change) [kg CO2 eq.]	3,48E-03	5,57E-04	3,03E-04	0	0	0	0	0	0	0	1,05E-06	4,20E-05	0	4,68E-04	0
	Ozone depletion [kg CFC-11 eq.]	9,98E-05	8,27E-18	4,99E-06	0	0	0	0	0	0	0	5,10E-18	9,52E-19	0	6,03E-16	0
	Acidification terrestrial and freshwater [Mole of H+ eq.]	1,52E-02	3,93E-04	1,01E-03	0	0	0	0	0	0	0	1,41E-04	3,01E-05	0	1,17E-03	0
	Eutrophication freshwater [kg P eq.]	4,14E-04	2,09E-07	2,26E-05	0	0	0	0	0	0	0	1,06E-08	1,58E-08	0	2,80E-07	0
	Eutrophication freshwater [kg (PO4)3 eq.]	1,27E-03	6,42E-07	6,94E-05	0	0	0	0	0	0	0	3,25E-08	4,85E-08	0	8,60E-07	0
	Eutrophication marine [kg N eq.]	3,73E-03	1,90E-04	2,65E-04	0	0	0	0	0	0	0	2,62E-05	1,45E-05	0	3,01E-04	0
	Eutrophication terrestrial [Mole of N eq.]	3,99E-02	2,10E-03	2,78E-03	0	0	0	0	0	0	0	2,87E-04	1,60E-04	0	3,30E-03	0
	Photochemical ozone formation - human health [kg NMVOC eq.]	1,06E-02	3,58E-04	7,27E-04	0	0	0	0	0	0	0	8,25E-05	2,74E-05	0	9,10E-04	0
	Resource use, mineral and metals [kg Sb eq.] *	1,67E-05	4,94E-09	2,72E-06	0	0	0	0	0	0	0	1,25E-09	4,19E-10	0	1,46E-08	0
	Resource use, energy carriers [MJ]*	5,56E+01	9,16E-01	3,56E+00	0	0	0	0	0	0	0	5,86E-01	6,92E-02	0	2,14E+00	0
	Water deprivation potential [m³ world equiv.]	8,79E-01	6,15E-04	7,89E-02	0	0	0	0	0	0	0	9,94E-05	5,06E-05	0	1,71E-02	0

\* The results of this environmental impact indicator shall be used with care as the uncertainties on these results are high or as there is limited experienced with the indicator

# Resources Use

Resources Use indicators		Product stage	Construction stage		Use stage							End of life stage				Reuse, recovery, recycling
		A1 / A2 / A3	A4 Transport	A5 Installation	B1 Use	B2 Maintenance	B3 Repair	B4 Replacement	B5 Refurbishment	B6 Operational energy use	B7 Operational water use	C1 Deconstruction / demolition	C2 Transport	C3 Waste processing	C4 Disposal	D Reuse, recovery, recycling
	Use of renewable primary energy (PERE) [MJ]	8,97E+00	5,15E-02	7,16E-01	0	0	0	0	0	0	0	2,04E-03	4,00E-03	0	2,80E-01	0
	Primary energy resources used as raw materials (PERM) [MJ]*	8,99E+00	0	4,50E-01	0	0	0	0	0	0	0	0	0	0	0	0
	Total use of renewable primary energy resources (PERT) [MJ]	1,80E+01	5,15E-02	1,17E+00	0	0	0	0	0	0	0	2,04E-03	4,00E-03	0	2,80E-01	0
	Use of non-renewable primary energy (PENRE) [MJ]	5,52E+01	9,17E-01	3,54E+00	0	0	0	0	0	0	0	5,86E-01	6,95E-02	0	2,14E+00	0
	Non-renewable primary energy resources used as raw materials (PENRM) [MJ]*	4,15E-01	0	2,08E-02	0	0	0	0	0	0	0	0	0	0	0	0
	Total use of non-renewable primary energy resources (PENRT) [MJ]	5,56E+01	9,17E-01	3,56E+00	0	0	0	0	0	0	0	5,86E-01	6,95E-02	0	2,14E+00	0
	Input of secondary material (SM) [kg]	3,88E-01	0	2,10E-02	0	0	0	0	0	0	0	0	0	0	0	0
	Use of renewable secondary fuels (RSF) [MJ]	0	0	0	0	0	0	0	0	0	0	0	0	0	0	0
	Use of non-renewable secondary fuels (NRSF) [MJ]	0	0	0	0	0	0	0	0	0	0	0	0	0	0	0
	Use of net fresh water (FW) [m³]	2,22E-02	5,96E-05	2,00E-03	0	0	0	0	0	0	0	3,64E-06	4,66E-06	0	5,39E-04	0



# Waste Category & Output flows

Waste Category & Output Flows		Product stage	Construction stage		Use stage							End of life stage				Reuse, recovery, recycling
		A1 / A2 / A3	A4 Transport	A5 Installation	B1 Use	B2 Maintenance	B3 Repair	B4 Replacement	B5 Refurbishment	B6 Operational energy use	B7 Operational water use	C1 Deconstruction / demolition	C2 Transport	C3 Waste processing	C4 Disposal	D Reuse, recovery, recycling
	Hazardous waste disposed (HWD) [kg]	1,85E-07	4,27E-08	1,88E-08	0	0	0	0	0	0	0	5,94E-11	3,21E-09	0	3,26E-08	0
	Non-hazardous waste disposed (NHWD) [kg]	2,60E-02	1,40E-04	5,38E-01	0	0	0	0	0	0	0	1,45E-04	1,10E-05	0	1,07E+01	0
	Radioactive waste disposed (RWD) [kg]	8,36E-05	1,14E-06	1,72E-05	0	0	0	0	0	0	0	6,73E-07	1,28E-07	0	2,43E-05	0
	Components for re-use (CRU) [kg]	0	0	0	0	0	0	0	0	0	0	0	0	0	0	0
	Materials for Recycling (MFR) [kg]	7,18E-02	0	1,25E-01	0	0	0	0	0	0	0	0	0	0	0	0
	Material for Energy Recovery (MER) [kg]	0	0	0	0	0	0	0	0	0	0	0	0	0	0	0
	Exported electrical energy (EEE) [MJ]	0	0	0	0	0	0	0	0	0	0	0	0	0	0	0
	Exported thermal energy (EET) [MJ]	0	0	0	0	0	0	0	0	0	0	0	0	0	0	0

## Additional voluntary indicators from EN 15804 (according to ISO 21930:2017)

	Product stage	Construction stage		Use stage							End of life stage				D Reuse, recovery, recycling
	A1 / A2 / A3	A4 Transport	A5 Installation	B1 Use	B2 Maintenance	B3 Repair	B4 Replacement	B5 Refurbishment	B6 Operational energy use	B7 Operational water use	C1 Deconstruction / demolition	C2 Transport	C3 Waste processing	C4 Disposal	D Reuse, recovery, recycling
GWP-GHG (kg CO2 eq.)	3,76E+00	6,84E-02	2,50E-01	0	0	0	0	0	0	0	0	5,17E-03	0	1,63E-01	0

### Information on biogenic carbon content

		Product stage
	Biogenic Carbon Content	A1 / A2 / A3
	Biogenic carbon content in product [kg C]	1,78E-01
	Biogenic carbon content in packaging [kg C]	5,04E-02

Note: 1 kg biogenic carbon is equivalent to 44/12 (approx. 3,67) kg CO2

The product contains a small quantity of biogenic carbon due to the additives and paper liner used. Regarding packaging, wooden pallets production is accounted for.

# LCA results interpretation

The following figure refers to a declared unit of 1m<sup>2</sup> of installed gypsum board 12.5 mm with a weight of 10.2kg/m<sup>2</sup> with a useful life of 50 years.



[1] This indicator corresponds to the abiotic depletion potential of fossil resources.  
 [2] This indicator corresponds to the total use of primary energy.  
 [3] This indicator corresponds to the use of net fresh water.  
 [4] This indicator corresponds to the sum of hazardous, non-hazardous and radioactive waste disposed.

## Global Warming Potential (Climate Change) (GWP)

For GWP, the majority of contribution to this environmental impact is from the production modules (A1 – A3). This is primarily because the sources of greenhouse gas emissions are predominant in this part of the life cycle. CO<sub>2</sub> is generated upstream from the production of electricity and is also released on site by the combustion of coke, diesel and natural gas. We can see that other sections of the life cycle also contribute to the GWP. However, the production modules contribute to over 65% of the contribution. Emissions from A4 (transport to clients), waste disposal transportation in A5 (disposal after installation) and C (transport and disposal at the end of life) generate the second highest percentage of greenhouse gas emissions.

## Non-renewable resources consumptions

The consumption of non – renewable resources is once more found to have the highest value in the production modules. Due to diesel and natural gas consumption within the factory. For non – renewable fuels such as coal and oil are used to generate electricity during manufacturing. The contribution to this impact from the other modules is very small and primarily due to the non – renewable resources consumed during installation.

## Energy Consumptions

Modules A1 – A3 have the highest contribution to total energy consumption. Energy is consumed in the form of electricity, diesel and natural gas during the manufacture of plasterboard.

## Water Consumption

Water is used within the manufacturing facility and therefore we see the highest contribution in the production phase. The second highest contribution occurs in the installation site due to the water used on the joint components.

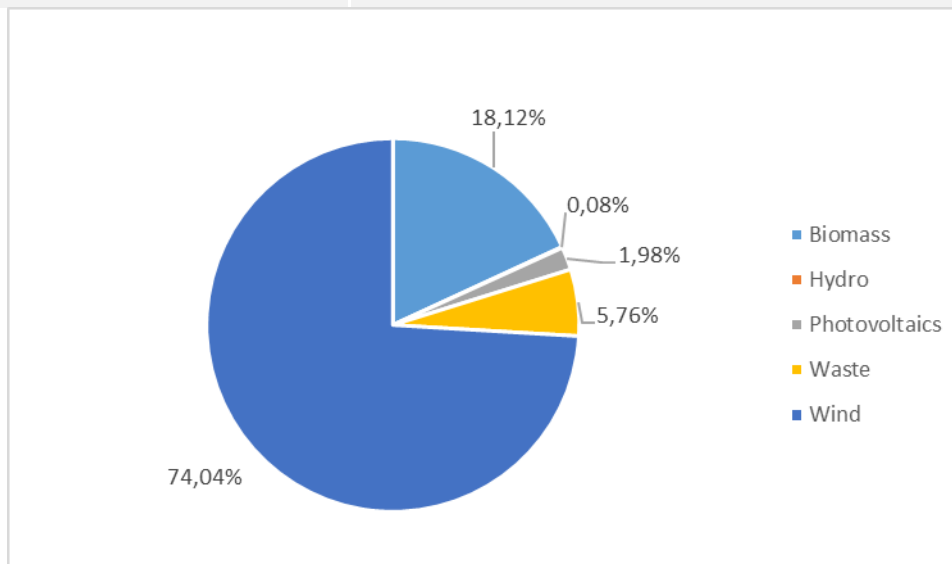
### Waste Production

The largest contributor is the end-of-life module. This is because the 100% of the product is assumed to be sent to landfill once it reaches the end-of-life state.

## Additional information

### Electricity description

TYPE OF INFORMATION	DESCRIPTION
<b>Location</b>	Representative of Electricity purchased by Saint-Gobain Gyproc (Ireland)
<b>Geographical representativeness description</b>	Breakdown of energy sources
	Biomass solid: 18.1%
	Hydro: 0.2%
	Photovoltaics: 2%
	Waste: 5.8%
Wind: 74%	
<b>Reference year</b>	2019
<b>Type of data set</b>	Cradle to gate from Gabi database
<b>Source</b>	Guarantees of Origin Certificate 2021
<b>CO<sub>2</sub> emissions</b>	0,056 kg of CO <sub>2</sub> eq/kWh (based on Climate Change - fossil indicator)



### Data quality

Inventory data quality is judged by geographical, temporal, and technological representativeness. To cover these requirements and to ensure reliable results, first-hand industry data crossed with LCA background datasets were used. The data was collected from internal records and reporting documents from Saint-Gobain Gyproc. After evaluating the inventory, according to the defined ranking in the LCA report, the assessment reflects good inventory data quality.

## Environmental impacts according to EN 15804:2012 + A1

The following tables presents results of 1m<sup>2</sup> of installed gypsum board 12.5 mm with a weight of 10.2 kg/m<sup>2</sup> with a useful life of 50 years according to EN 15804:2012 +A1.

	Product stage	Construction stage		Use stage							End of life stage				Reuse, recovery, recycling
	A1 / A2 / A3	A4 Transport	A5 Installation	B1 Use	B2 Maintenance	B3 Repair	B4 Replacement	B5 Refurbishment	B6 Operational energy use	B7 Operational water use	C1 Deconstruction / demolition	C2 Transport	C3 Waste processing	C4 Disposal	D Reuse, recovery, recycling
Global Warming Potential (GWP) [kg CO <sub>2</sub> eq.]	3,63E+00	6,74E-02	2,43E-01	0	0	0	0	0	0	0	4,73E-02	5,10E-03	0	1,59E-01	0
Ozone depletion (ODP) [kg R11 eq.]	1,33E-04	1,10E-17	6,66E-06	0	0	0	0	0	0	0	6,80E-18	1,27E-18	0	8,05E-16	0
Acidification potential (AP) [kg R11 eq.]	1,25E-02	2,69E-04	8,18E-04	0	0	0	0	0	0	0	1,17E-04	2,06E-05	0	9,38E-04	0
Eutrophication potential (EP) [kg Phosphate eq.]	4,94E-03	6,75E-05	2,83E-04	0	0	0	0	0	0	0	9,34E-06	5,16E-06	0	1,06E-04	0
Photochemical ozone creation [kg Ethene eq.]	7,00E-04	9,31E-06	5,39E-05	0	0	0	0	0	0	0	8,61E-06	7,24E-07	0	7,55E-05	0
Abiotic depletion potential for non-fossil resources (ADP-elements) [kg Sb eq.]	3,34E-04	5,58E-09	2,46E-05	0	0	0	0	0	0	0	1,32E-09	4,69E-10	0	5,64E-08	0
Abiotic depletion potential for fossil resources (ADP-fossil fuels) [MJ]	5,33E+01	9,14E-01	3,27E+00	0	0	0	0	0	0	0	5,84E-01	6,92E-02	0	2,08E+00	0

## References

1. EPD International (2017) General Program Instructions for the International EPD® System. Version 4.0 dated 2017-12-11. [www.environdec.com](http://www.environdec.com).
2. The International EPD System PCR 2012:01 Construction products and Construction services, Version 1.11
3. EN 15804:2012+A2:2019 Sustainability of construction works – Environmental product declarations – Core rules for the product category of construction products
4. ISO 21930:2007 Sustainability in building construction – Environmental declaration of building products
5. ISO 14025:2006 Environmental labels and declarations – Type III environmental declarations – Principles and procedures
6. ISO 14040:2006 Environmental management. Life cycle assessment. Principles and framework
7. ISO 14044:2006 Environmental management. Life cycle assessment. Requirements and guidelines
8. EN 520:2004+A1:2009 Gypsum plasterboards - Definitions, requirements and test methods
9. European Chemical Agency, Candidate List of substances of very high concern for Authorization. [http://echa.europa.eu/chem\\_data/authorisation\\_process/candidate\\_list\\_table\\_en.asp](http://echa.europa.eu/chem_data/authorisation_process/candidate_list_table_en.asp)
10. Saint-Gobain Environmental Product Declaration Methodological Guide for Construction Products, Version 1, 2022